

RoHS

REV	ECN NO.	DESCRIPTION	DESIGN	APPROVAL	DATE
A1	NEW	更换图框			2023.11.25

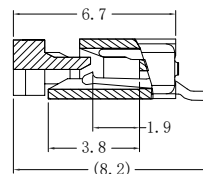
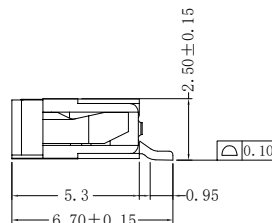
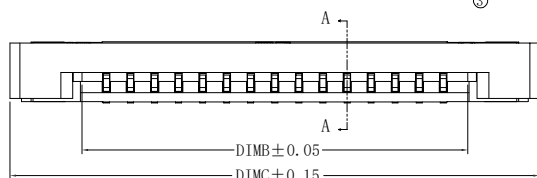
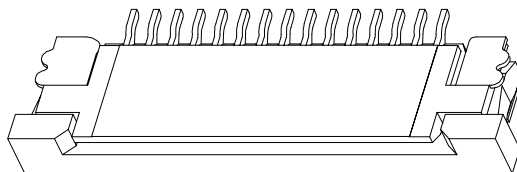
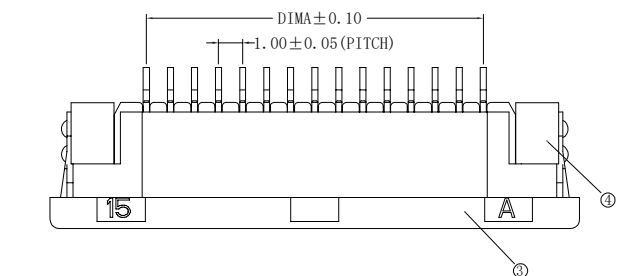
Ordering Code:

F1001-B-xx-25T-R
 1 2 3 4

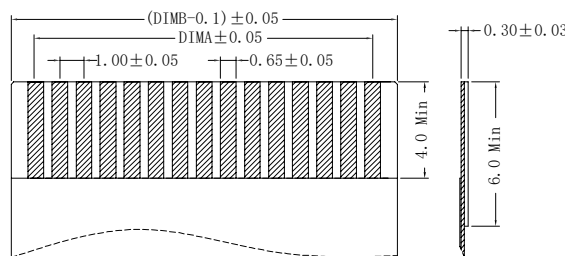
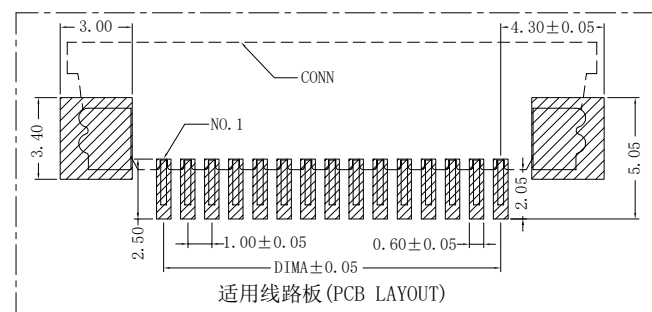
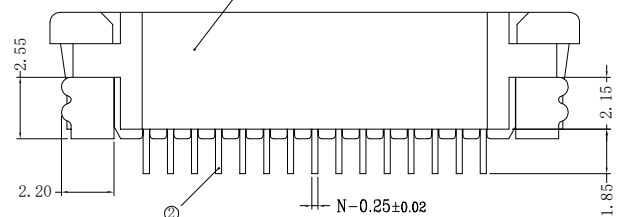
1. 序列号
2. Pin位数:04=04
3. 电镀方式:T=镀锡
4. 包装方式:R=卷装

技术指标:

1. 塑件表面应光洁、无毛边、无明显收缩、缺陷、裂纹等现象。
2. 温度范围(Temperature range): -25℃~+85℃
3. 额定电流(Current rating):1A AC/DC
4. 额定电压(Rated voltage): 50V AC/DC
5. 接触电阻(Contact resistance): ≤0.03 Ω.
6. 绝缘电阻(Insulation resistance): ≥500MΩ.DC500V.



SECTION A-A



适用扁平线 (Applicable Flat Cable)

CKT	DIM A	DIM B	DIM C
4	3.00	5.03	11.10
5	4.00	6.03	12.10
6	5.00	7.03	13.10
7	6.00	8.03	14.10
8	7.00	9.03	15.10
9	8.00	10.03	16.10
10	9.00	11.03	17.10
11	10.00	12.03	18.10
12	11.00	13.03	19.10
13	12.00	14.03	20.10
14	13.00	15.03	21.10
15	14.00	16.03	22.10
16	15.00	17.03	23.10
17	16.00	18.03	24.10
18	17.00	19.03	25.10
19	18.00	20.03	26.10
20	19.00	21.03	27.10
21	20.00	22.03	28.10
22	21.00	23.03	29.10
23	22.00	24.03	30.10
24	23.00	25.03	31.10
25	24.00	26.03	32.10
26	25.00	27.03	33.10
27	26.00	28.03	34.10
28	27.00	29.03	35.10
29	28.00	30.03	36.10
30	29.00	31.03	37.10
31	30.00	32.03	38.10
32	31.00	33.03	39.10

④	焊片	铜合金/表面镀锡
③	后盖	LCP UL94V-0 黑色
②	端子	铜合金/表面镀锡
①	基座	LCP UL94V-0 本色
序号	名称	材质

X ± 0.50	X ° ±
.X ± 0.25	.X ° ±
.XX ± 0.15	.XX ° ±
.XXX ± 0.10	.XXX ° ±
UNITS:	mm

THESE DRAWINGS AND SPECIFICATIONS ARE THE PROPERTY OF XFCN AND SHALL NOT BE REPRODUCED, COPIED OR CUED IN ANY MANNER WITHOUT THE PRIOR WRITTEN CONSENT OF XFCN

PART NO:		F1001-B-xx-25T-R		XFCN 兴飞连接器	
TITLE:		FPC1.0mmPitch 拉拔卧式下接(H=2.5)		0769-82001899	
				www.xfconn.com	
				DWG NO: /	
APPD	Chen ZhiQiang	VIEW			
CHKD	Liu Wei	SCALE			
DRAW	Chen HongJiang	SHEET	1/1	REV	
DATE	2024.05.28	NONE	A1		