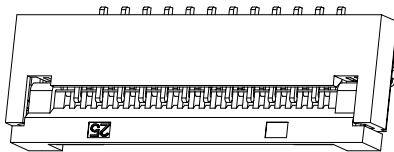
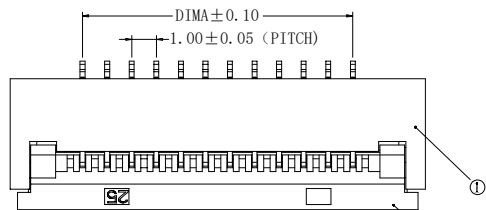


# RoHS

REV	ECN NO.	DESCRIPTION	DESIGN	APPROVAL	DATE
A1	NEW	更换图框			2023.11.25



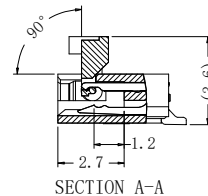
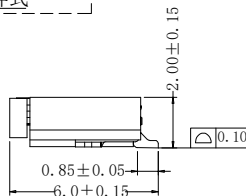
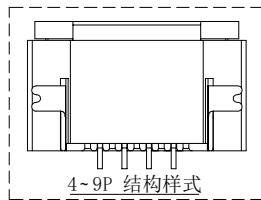
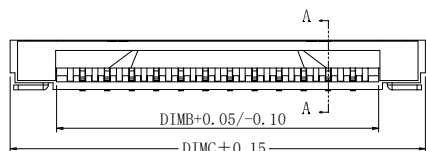
Ordering Code:

F1002-B-xx-20T-R  
1 2 3 4

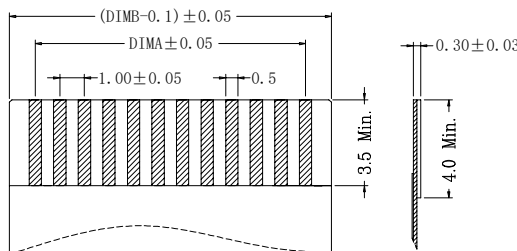
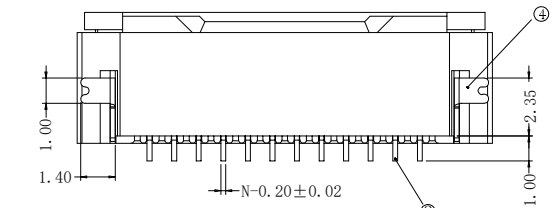
1. 序列号
2. Pin位数:04=04
3. 电镀方式:T=镀锡
4. 包装方式:R=卷装

技术指标:

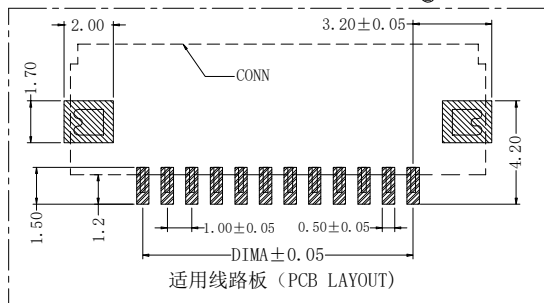
1. 塑件表面应光洁、无毛边、无明显收缩、缺陷、裂纹等现象。
2. 温度范围(Temperature range): -25℃ ~ +85℃
3. 额定电流(Current rating): 1A AC/DC
4. 额定电压(Rated voltage): 50V AC/DC
5. 接触电阻(Contact resistance): ≤ 0.03 Ω.
6. 绝缘电阻(Insulation resistance): ≥ 500MΩ.DC500V.



CKT	DIM A	DIM B	DIM C
2	1.00	3.10	6.90
3	2.00	4.10	7.90
4	3.00	5.10	8.90
5	4.00	6.10	9.90
6	5.00	7.10	10.90
7	6.00	8.10	11.90
8	7.00	9.10	12.90
9	8.00	10.10	13.90
10	9.00	11.10	14.90
11	10.00	12.10	15.90
12	11.00	13.10	16.90
13	12.00	14.10	17.90
14	13.00	15.10	18.90
15	14.00	16.10	19.90
16	15.00	17.10	20.90
17	16.00	18.10	21.90
18	17.00	19.10	22.90
19	18.00	20.10	23.90
20	19.00	21.10	24.90
21	20.00	22.10	25.90
22	21.00	23.10	26.90
23	22.00	24.10	27.90
24	23.00	25.10	28.90
25	24.00	26.10	29.90
26	25.00	27.10	30.90
27	26.00	28.10	31.90
28	27.00	29.10	32.90
29	28.00	30.10	33.90
30	29.00	31.10	34.90



适用扁平线 (Applicable Flat Cable)



④	焊片	铜合金/表面镀锡
③	后盖	LCP UL94V-0 黑色
②	端子	铜合金/表面镀锡
①	基座	LCP UL94V-0 本色
序号	名称	材质

X ± 0.50	X ° ±
.X ± 0.25	.X ° ±
.XX ± 0.15	.XX ° ±
.XXX ± 0.10	.XXX ° ±
UNITS:	mm

THESE DRAWINGS AND SPECIFICATIONS ARE THE PROPERTY OF XFCN AND SHALL NOT BE REPRODUCED, COPIED OR CUED IN ANY MANNER WITHOUT THE PRIOR WRITTEN CONSENT OF XFCN

PART NO:		F1002-B-xx-20T-R		<b>XFCN 兴飞连接器</b>	
TITLE:		FPC1.0mmPitch 掀盖卧式下接(H=2.0)		0769-82001899	
				www.xfconn.com	
				DWG NO: /	
APPD	Chen ZhiQiang	VIEW			
CHKD	Liu Wei	SCALE			
DRAW	Chen HongJiang	SHEET	1/1	REV	
DATE	2024.05.28	NONE	A1		