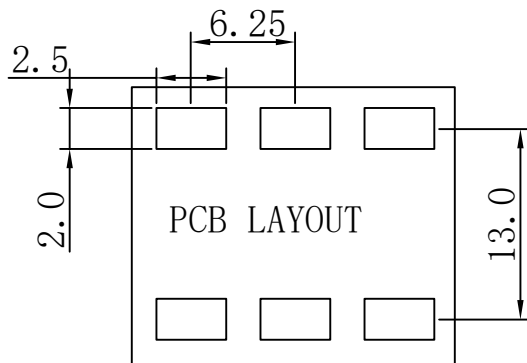
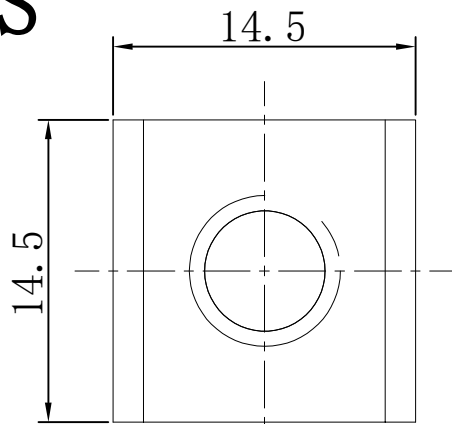


RoHS

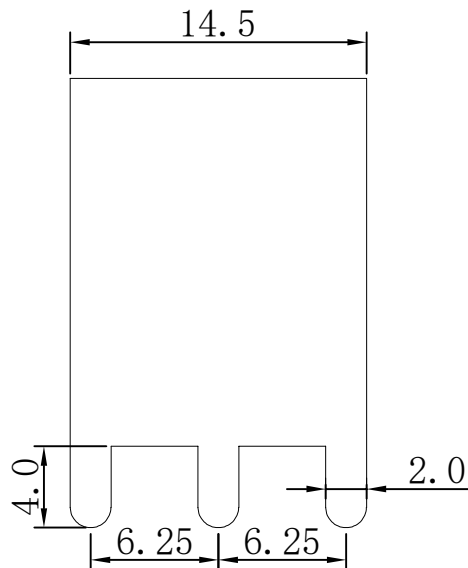
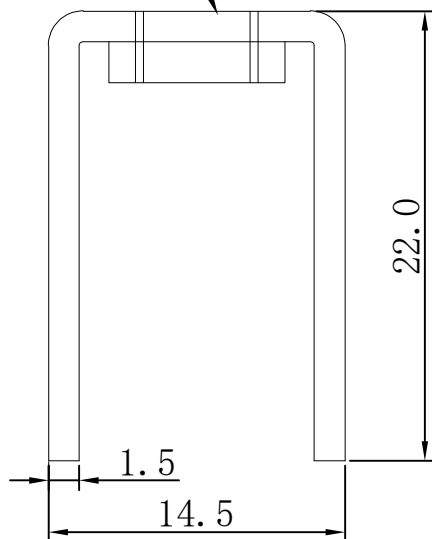
REV.	ECN NO.	DESCRIPTION	DESIGN	APPROVAL	DATE
A1	NEW	更换图框			2023.09.03



技术要求:

- 1.打铜底0.5-1 μ m,镍2-2.5 μ m, 镀雾锡3-5 μ m。
- 2.铆好后不得有松动现象。
- 3.插脚尖部符合可焊性要求。
- 4.螺纹需符合通止规/止针要求。
- 5.螺纹扭矩: 2.0Nm.
- 6.额定电流: 100A.

压铆M5镀螺母



>30 \pm 0.4	X. $^{\circ}$ \pm
6-30 \pm 0.3	.X $^{\circ}$ \pm
0-6 \pm 0.2	.XX $^{\circ}$ \pm
ANGLES \pm 1 $^{\circ}$.XXX $^{\circ}$ \pm
UNITS:	mm

PART NO: TM56145145-2200

XFCN 兴飞连接器

TITLE: PCB SOLDERING TERMINAL

0769-82001899

www.xfconn.com

DWG NO: /

APPD: Chen ZhiQiang

CHKD: Liu Wei

DRAW: Chen HongJiang

DATE: 2024.04.23

VIEW

SCALE

NONE

SHEET: 1/1

REV: A1

THESE DRAWINGS AND SPECIFICATIONS ARE THE PROPERTY OF XFCN AND SHALL NOT BE REPRODUCED, COPIED OR CUED IN ANY MANNER WITHOUT THE PRIOR WRITTEN CONSENT OF XFCN

1	插脚		H62 (Y2)	1
序号	名称	零件编号	材质	数量