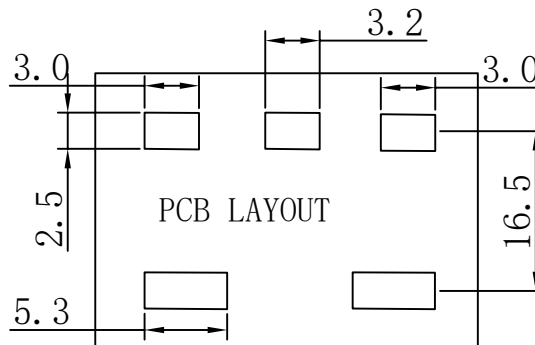
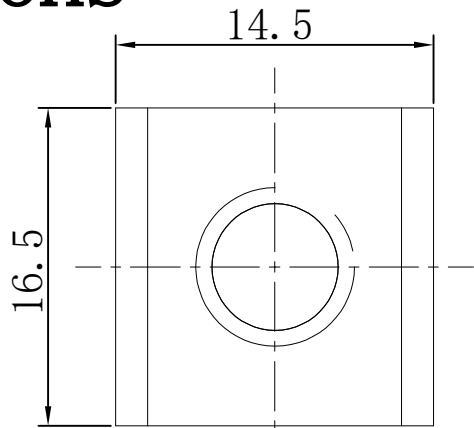


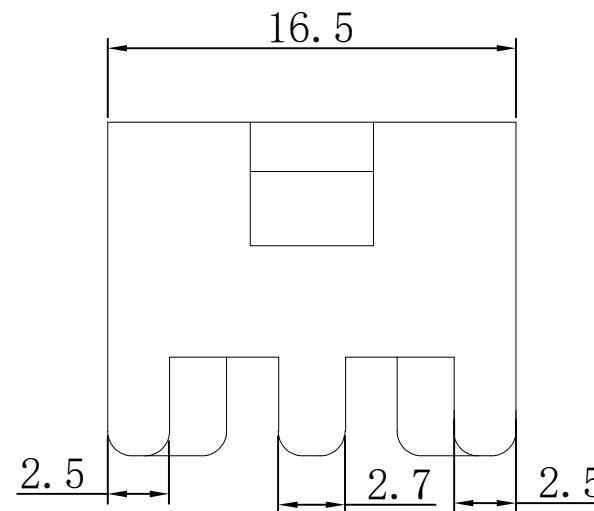
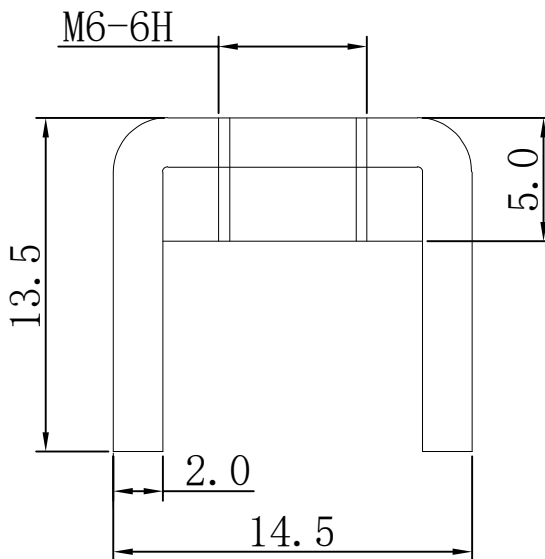
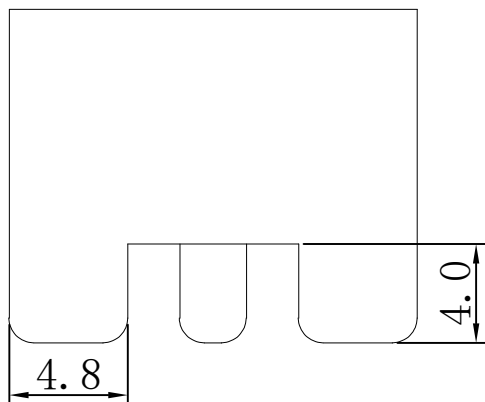
RoHS

REV.	ECN NO.	DESCRIPTION	DESIGN	APPROVAL	DATE
A1	NEW	更换图框			2023.09.03



技术要求:

- 1.打铜底 $0.5-1\mu\text{m}$,镍 $2-2.5\mu\text{m}$, 镀雾锡 $3-5\mu\text{m}$ 。
- 2.铆好后不得有松动现象。
- 3.插脚尖部符合可焊性要求。
- 4.螺纹需符合通止规/止针要求。
- 5.螺纹扭矩: 3.0Nm 。
- 6.额定电流: 150A



$>30\pm 0.4$	$X^\circ \pm$
$6-30\pm 0.3$	$.X^\circ \pm$
$0-6\pm 0.2$	$.XX^\circ \pm$
ANGLES $\pm 1^\circ$	$.XXX^\circ \pm$
UNITS:	mm

PART NO: TT65145165-1350

TITLE: PCB SOLDERING TERMINAL

APPD: Chen ZhiQiang

CHKD: Liu Wei

DRAW: Chen HongJiang

DATE: 2024.04.23

XFCN 兴飞连接器

0769-82001899
www.xfconn.com

DWG NO: /

VIEW:

SCALE: SHEET: 1/1 REV: A1

NONE

2	垫片		SPCC	1
1	插脚		H62 (Y2)	1
序号	名称	零件编号	材质	数量

THESE DRAWINGS AND SPECIFICATIONS ARE THE PROPERTY OF XFCN AND SHALL NOT BE REPRODUCED, COPIED OR CUED IN ANY MANNER WITHOUT THE PRIOR WRITTEN CONSENT OF XFCN