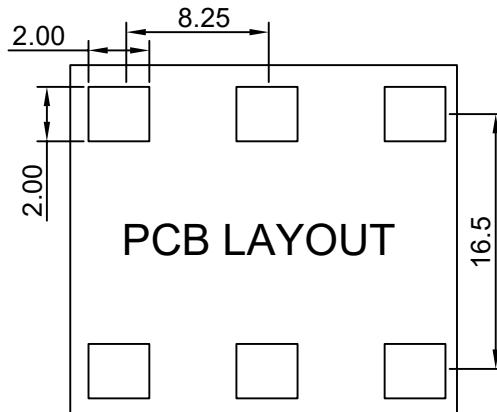
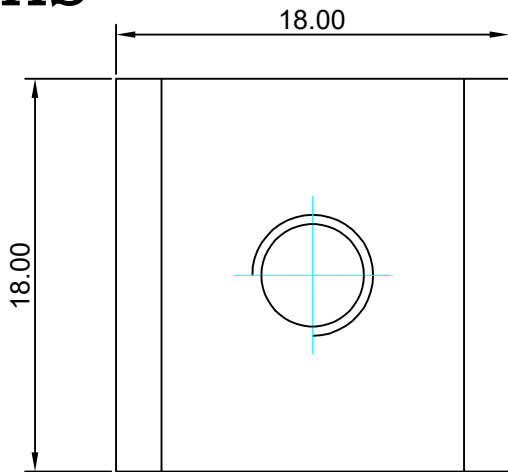


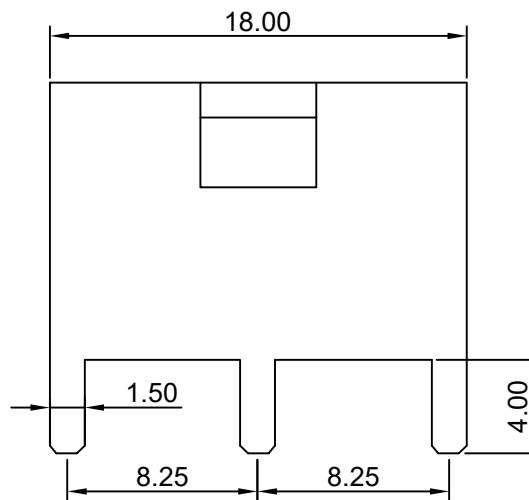
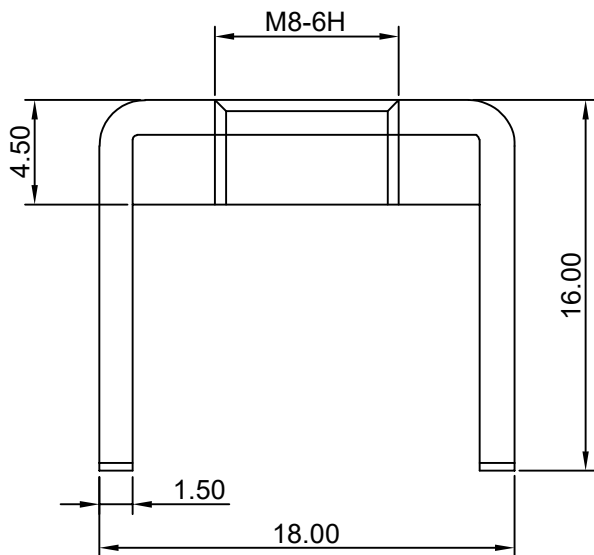
RoHS

REV.	ECN NO.	DESCRIPTION	DESIGN	APPROVAL	DATE
A1	NEW	更换图框			2023.09.03



技术要求:

- 1.打铜底0.5-1 μ m,镍2-2.5 μ m, 镀雾锡3-5 μ m。
- 2.铆好后不得有松动现象。
- 3.插脚尖部符合可焊性要求。
- 4.螺纹需符合通止规/止针要求。
- 5.螺纹扭矩: 5.5Nm.
- 6.额定电流: 120A.



>30.±0.4	X.°±
6-30±0.3	.X°±
0-6±0.2	.XXX°±
ANGLES±1°	.XXX°±
UNITS:	mm

PART NO:		TT86180180-1600		XFCN 兴飞连接器	
TITLE:		PCB SOLDERING TERMINAL		0769-82001899	
				www.xfconn.com	
				DWG NO: /	
APPD	Chen ZhiQiang	VIEW			
CHKD	Liu Wei	SCALE	SHEET	REV	
DRAW	Chen HongJiang	NONE	1/1	A1	
DATE	2024.08.31				

THESE DRAWINGS AND SPECIFICATIONS ARE THE PROPERTY OF XFCN AND SHALL NOT BE REPRODUCED, COPIED OR CUED IN ANY MANNER WITHOUT THE PRIOR WRITTEN CONSENT OF XFCN

2	垫片		SPCC	1
1	插脚		H62 (Y2)	1
序号	名称	零件编号	材质	数量