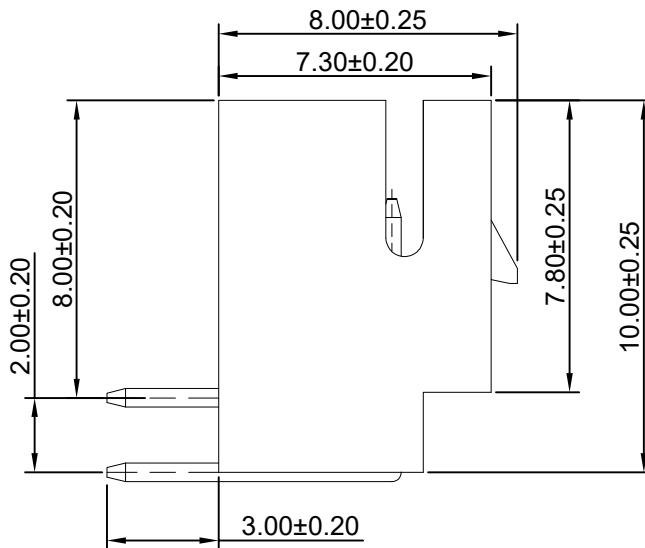
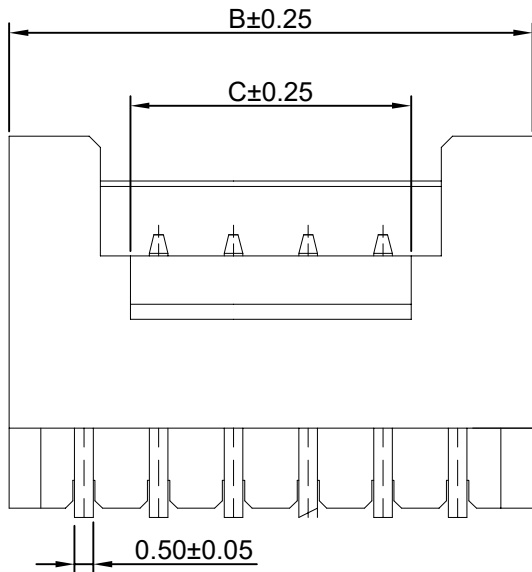


RoHS

REV	ECN NO.	DESCRIPTION	DESIGN	APPROVAL	DATE
A1	NEW	更换图框			2024.05.24



SPECIFICATIONS

- Current rating: 2A AC, DC
- Temperature range: -25°C ~ +85°C
- Insulation resistance: 1000MΩ Min.
- Withstanding voltage: 800V AC/ minute.
- Contact resistance: 20mΩ Max.

Material:

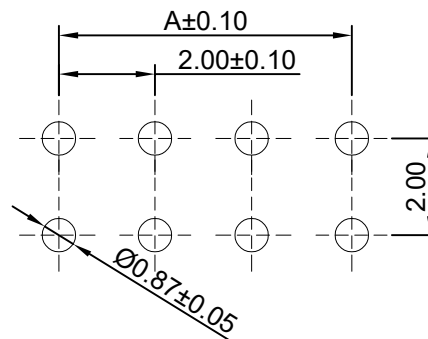
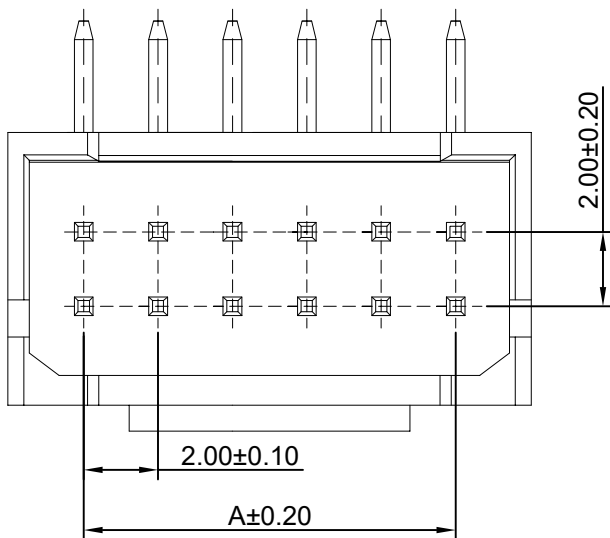
Insulator Material: PA66 (UL 94V-0)
 Pin Material: Brass
 Contact Area Plating: Tin-plated
 Mate with: P2026 series header

Ordering Code:

M20206R-2xNP
 1 2

- 序列号
- Pin位数: 2x02P
2x22P

No. of Pins/Row	Dimension		
	A	B	C
2x02	2.00	6.00	3.00
2x03	4.00	8.00	3.00
2x04	6.00	10.00	3.00
2x05	8.00	12.00	5.00
2x06	10.00	14.00	7.00
2x07	12.00	16.00	9.00
2x08	14.00	18.00	11.00
2x09	16.00	20.00	13.00
2x10	18.00	22.00	15.00
2x11	20.00	24.00	17.00
2x12	22.00	26.00	19.00
2x13	24.00	28.00	21.00
2x14	26.00	30.00	23.00
2x15	28.00	32.00	25.00
2x16	30.00	34.00	27.00
2x17	32.00	36.00	29.00
2x18	34.00	38.00	31.00
2x19	36.00	40.00	33.00
2x20	38.00	42.00	35.00
2x21	40.00	44.00	37.00
2x22	42.00	46.00	39.00



PCB LAYOUT

X.±0.50	X.°±
.X±0.25	.X°±
.XX±0.15	.XX°±
.XXX±0.10	.XXX°±
UNITS:	mm

PART NO: M2026R-2xNP

TITLE: 2.00mm Crimp Style Connectors

APPD	Chen ZhiQiang
CHKD	Liu Wei
DRAW	Chen HongJiang
DATE	2024.08.13

XFCN 兴飞连接器

0769-82001899
 www.xfconn.com

DWG NO: /

THESE DRAWINGS AND SPECIFICATIONS ARE THE PROPERTY OF XFCN AND SHALL NOT BE REPRODUCED, COPIED OR CUED IN ANY MANNER WITHOUT THE PRIOR WRITTEN CONSENT OF XFCN

VIEW	
SCALE	NONE
SHEET	1/1
REV	A1