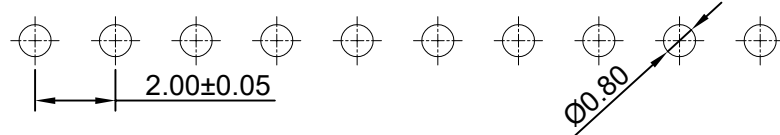
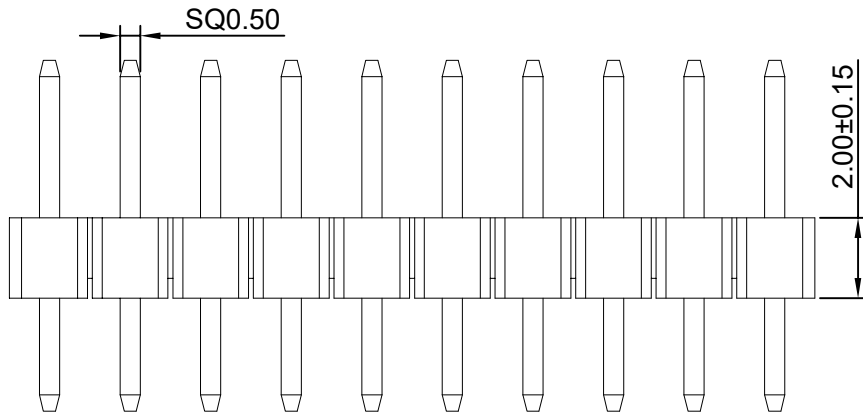
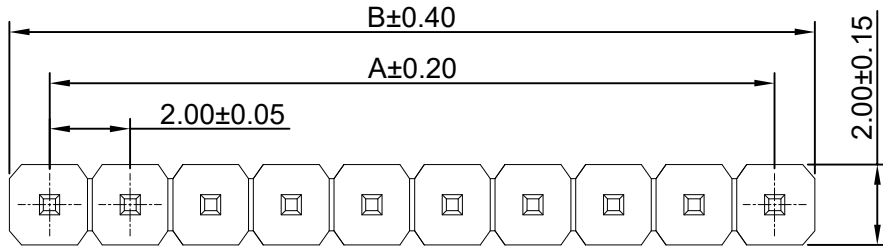


RoHS

REV	ECN NO.	DESCRIPTION	DESIGN	APPROVAL	DATE
A1	NEW	更换图框			2024.05.24



SPECIFICATIONS

- Current rating: 2 A
- Temperature range: -40°C ~ +105°C
- Insulation resistance: 1000MΩ Min.
- Withstanding voltage: 250V AC/ minute.
- Contact resistance: 20mΩ Max.

Material:

Insulator Material: PA6T (UL 94V-0) Black
 Contact Material: Brass
 Plating: Matte Tin or gold plated over Nickel
 Mate with XFCN PM200 Single row series

Ordering Code:

PZ200V-11-XX
 1 2

- 1.序列号
- 2.Pin位数: 02-40P

No.of PIN/ROW	Dimension	
	A	B
02	2.00	4.00
03	4.00	6.00
04	6.00	8.00
05	8.00	10.00
06	10.00	12.00
07	12.00	14.00
08	14.00	16.00
09	16.00	18.00
10	18.00	20.00
11	20.00	22.00
12	22.00	24.00
13	24.00	26.00
14	26.00	28.00
15	28.00	30.00
16	30.00	32.00
17	32.00	34.00
18	34.00	36.00
19	36.00	38.00
20	38.00	40.00
21	40.00	42.00
22	42.00	44.00
23	44.00	46.00
24	46.00	48.00
25	48.00	50.00
26	50.00	52.00
27	52.00	54.00
28	54.00	56.00
29	56.00	58.00
30	58.00	60.00
31	60.00	62.00
32	62.00	64.00
33	64.00	66.00
34	66.00	68.00
35	68.00	70.00
36	70.00	72.00
37	72.00	74.00
38	74.00	76.00
39	76.00	78.00
40	78.00	80.00

P.C.B Hole Layout

X.±0.50	X.°±
.XX±0.25	.X°±
.XX±0.15	.XX°±
.XXX±0.10	.XXX°±
UNITS:	mm

THESE DRAWINGS AND SPECIFICATIONS ARE THE PROPERTY OF XFCN AND SHALL NOT BE REPRODUCED, COPIED OR CUED IN ANY MANNER WITHOUT THE PRIOR WRITTEN CONSENT OF XFCN

PART NO:		PZ200V-11-XX		XFCN 兴飞连接器	
TITLE:		2.00mm Pin Header Connectors		0769-82001899	
				www.xfconn.com	
				DWG NO:	
APPD	Chen ZhiQiang	VIEW			
CHKD	Liu Wei	SCALE	SHEET	REV	
DRAW	Chen HongJiang	SCALE	1/1	A1	
DATE	2024.06.18	NONE			