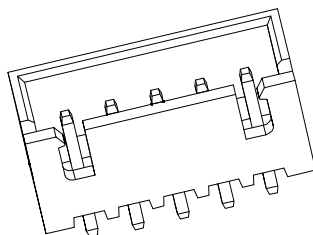



RoHS

REV	ECN NO.	DESCRIPTION	DESIGN	APPROVAL	DATE
A1	NEW	更换图框			2023.11.25



SPECIFICATIONS

- Current rating: 3A AC, DC
- Temperature range: -25°C ~ +85°C
- Insulation Resistance: 1000MΩ Min.
- Withstanding voltage: 1000V AC/ minute.
- Contact Resistance: 10mΩ Max.

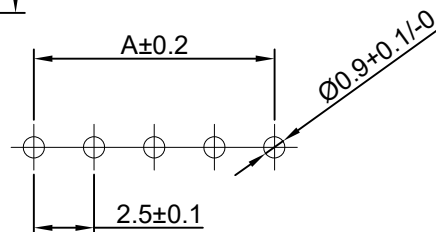
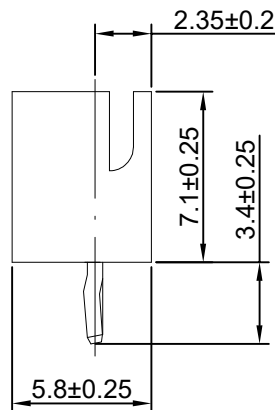
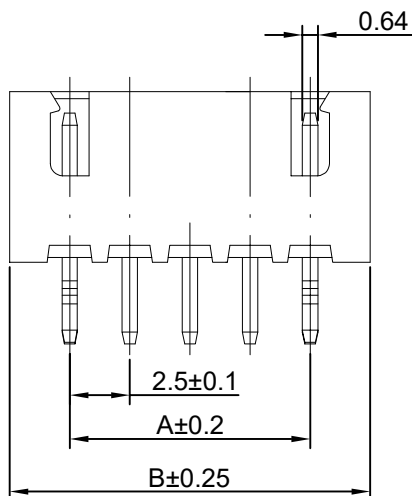
Material:

Insulator: PA66 UL 94V-0 (2)
 Pin Material: Phosphor Bronze or Brass
 Plating: Tin plated
 Mate with XFCN P2501 series Housing

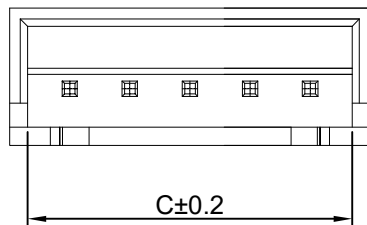
Ordering Code:

M2501V-XX
 1 2

- 序列号
- Pin位数: (02-20)



PCB LAYOUT



PIN	尺寸 (mm)		
	A	B	
02	2.50	7.50	6.00
03	5.00	10.00	8.50
04	7.50	12.50	11.00
05	10.00	15.00	13.50
06	12.50	17.50	16.00
07	15.00	20.00	18.50
08	17.50	22.50	21.00
09	20.00	25.00	23.50
10	22.50	27.50	26.00
11	25.00	30.00	28.50
12	27.50	32.50	31.00
13	30.00	35.00	33.50
14	32.50	37.50	36.00
15	35.00	40.00	38.50
-	-	-	-
20	47.50	52.50	51.00

X.±0.50	X.°±
.X±0.25	.X°±
.XX±0.15	.XX°±
.XXX±0.10	.XXX°±
UNITS:	mm

PART NO: M2501V-XX		XFCN 兴飞连接器		
TITLE: 2.50mm Crimp Style Connectors		0769-82001899		
		www.xfconn.com		
		DWG NO: /		
APPD	Chen ZhiQiang	VIEW		
CHKD	Liu Wei	SCALE	SHEET	REV
DRAW	Chen HongJiang	NONE	1/1	A1
DATE	2024.07.27			

THESE DRAWINGS AND SPECIFICATIONS ARE THE PROPERTY OF XFCN AND SHALL NOT BE REPRODUCED, COPIED OR CUED IN ANY MANNER WITHOUT THE PRIOR WRITTEN CONSENT OF XFCN