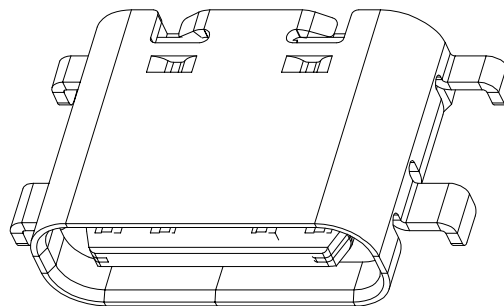
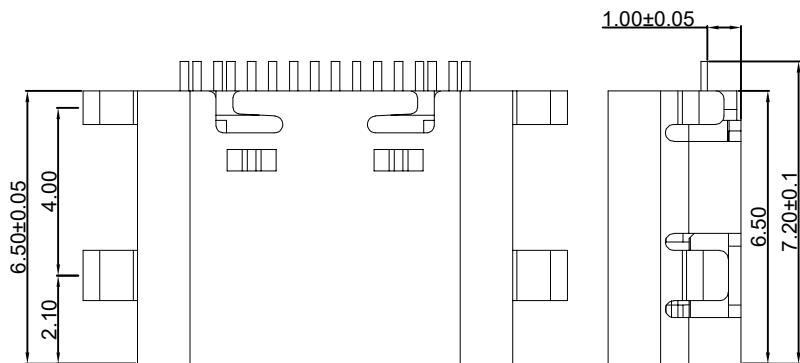


# RoHS

REV	ECN NO.	DESCRIPTION	DESIGN	APPROVAL	DATE
A1	NEW	更换图框			2023.11.25



### MATERIAL SPECIFICATION:

1. HOUSING: HIGH TEMPERATURE RESISTANT PLASTIC, UL94V-0
2. CONTACTS: COPPER ALLOY
3. MID PLATE: STAINLESS STEEL
4. FRONT SHELL: STAINLESS STEEL

### 2. PLATING SPECIFICATION:

- 2-1. CONTACTS: Ni 40U"MIN. UNDER PLATED OVER ALL. AU PLATED ON THE FUNCTIONAL AREA OF CONTACT. GOLD PLATING THICKNESS

FOLLOW THE P/N) PLATING SPECIFICATIONS OF THE SOLDER AREA FOLLOW THE P/N

- 2-2. FRONT SHELL: SEE TABLE 1.
- 2-3. SHIELD PLATE & EMI PLATE CLEAR ONLY

### 3. MECHANICAL PERFORMANCE,

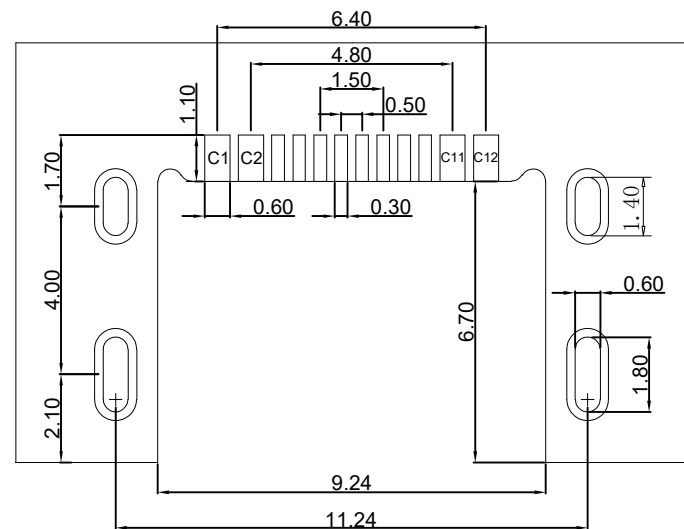
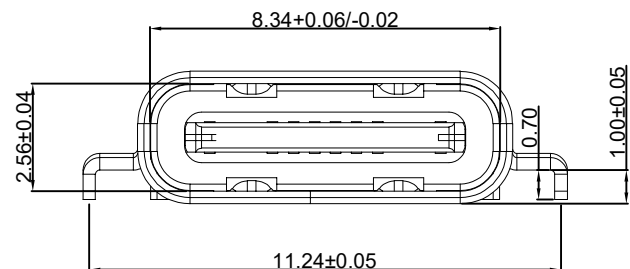
- 3-1. INSERTION FORCE: 0.5~2.0N.
- 3-2. REMOVAL FORCE: 0.8N~2.0N
- 3-3. DURABILITY: 10000 CYCLES.

### 4. ELECTRICAL PERFORMANCE,

- 4-1. CURRENT RATING: 5.0 A VOLTAGE RATING: 5.0 V
- 4-2. LLCR: VBUS & GND PINS AND OTHER PINS: 40MΩ/PIN MAX. SHIELD: 50MΩ/MAX. LLCR MAX. CHANGE OF ALL PINS: 10MΩ.
- 4-3. INSULATION RESISTANCE: 100MΩ MIN
- 4-4. DIELECTRIC WITHSTAND VOLTAGE, AC 100V FOR 1 MINUTE
5. ENVIRONMENTAL PERFORMANCE: OPERATING TEMPERATURE: -25°C~+85°C.

### 6. IR REFLOW:

THE PEAK TEMPERATURE ON THE BOARD SHALL BE MAINTAINED FOR 10 SECONDS AT 260°C.



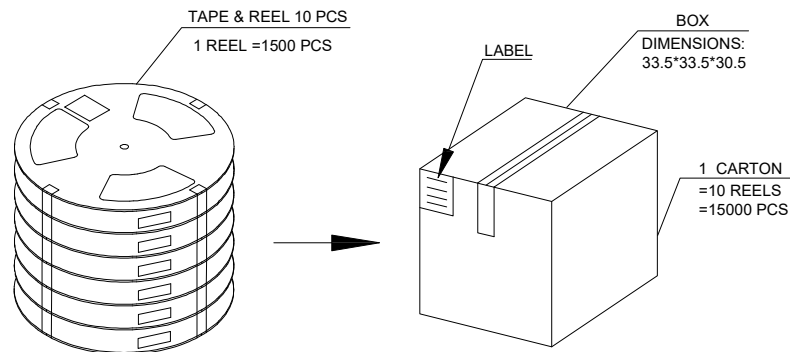
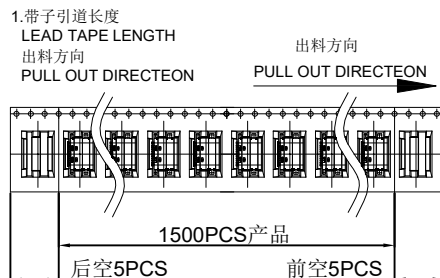
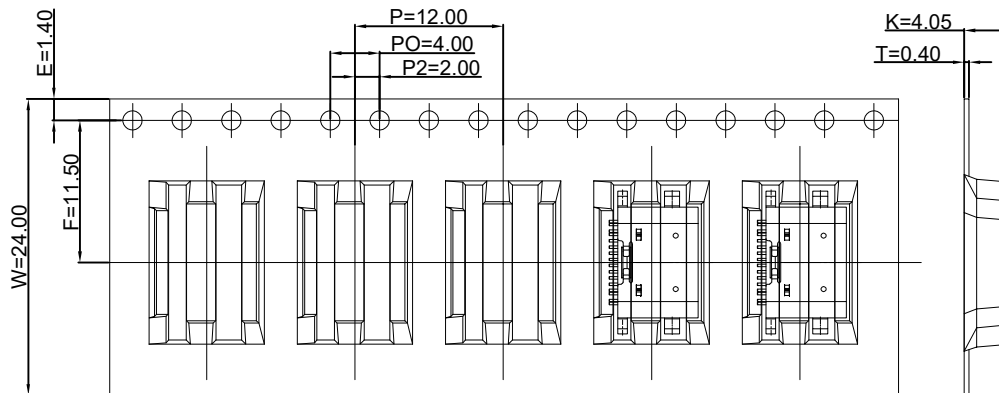
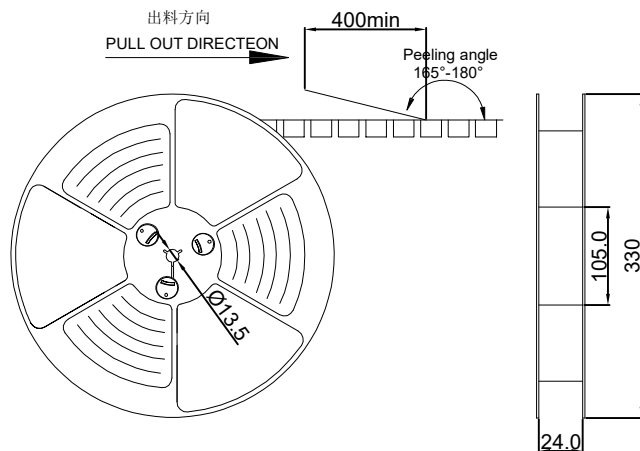
### 16 PIN USB Type-C Receptacle Interface (Front View)

PIN NO.	A1/B12	A4/B9	B8	A5	B7	A6	A7	B6	A8	B5	B4/A9	B1/A12
SIGNAL NAME	GND	Vbus	SBU2	CC1	D-	D+	D-	D+	SBU1	CC2	Vbus	GND
PCB PAD NO.	C1	C2	C3	C4	C5	C6	C7	C8	C9	C10	C11	C12

X. 0.3	X.°±	PART NO: TPS10-N1F1-2016-A	<b>XFCN</b> 兴飞连接器			
. X±0.2	.X°±					
. XX±0.08	.XX°±					
. XXX±0.03	.XXX°±					
UNITS:	mm	TITLE: TYPE C 16PIN 母座沉板1.0 钢片	0769-82001899			
THESE DRAWINGS AND SPECIFICATIONS ARE THE PROPERTY OF XFCN AND SHALL NOT BE REPRODUCED, COPIED OR CUED IN ANY MANNER WITHOUT THE PRIOR WRITTEN CONSENT OF XFCN		DWG NO: /		www.xfconn.com		
		APPD	Chen ZhiQiang	VIEW		
		CHKD	Liu Wei	SCALE	SHEET	REV
		DATE	2024.08.13	NONE	1/2	A1

# RoHS

REV	ECN NO.	DESCRIPTION	DESIGN	APPROVAL	DATE
A1	NEW	更换图框			2023.11.25



X. 0. 3	X. ° ±	PART NO: TPS10-N1F1-2016-A	<b>XFCN</b> 兴飞连接器		
. X ± 0. 2	. X ° ±				
. XX ± 0. 08	. XX ° ±		www.xfconn.com	DWG NO: /	
. XXX ± 0. 03	. XXX ° ±		TITLE: TYPE C 16PIN 母座沉板1.0 钢片 包装图		
UNITS:	mm	APPD	Chen ZhiQiang	VIEW	
THESE DRAWINGS AND SPECIFICATIONS ARE THE PROPERTY OF XFCN AND SHALL NOT BE REPRODUCED, COPIED OR CUED IN ANY MANNER WITHOUT THE PRIOR WRITTEN CONSENT OF XFCN		CHKD	Liu Wei	SCALE	SHEET
		DRAW	Chen HongJiang	SCALE	SHEET
		DATE	2024.08.13	NONE	2/2